

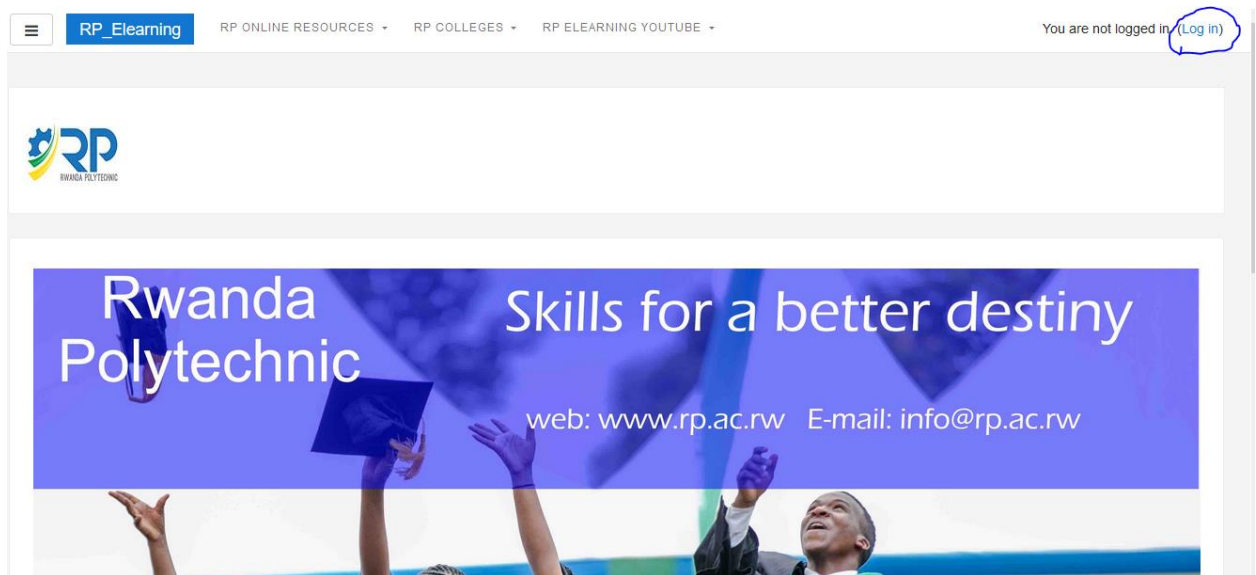
IPRC Student Guide

(Contact: 0783025301)

Step1: Open <https://elearning.rp.ac.rw>

NB: Do not create a new account just follow the **next steps**.

Step2: Go to login as indicated below and enter your registration number as username and password



NB: Once logged in, You will need to change the password into strong one of your own.

N.B: Only strong passwords are allowed, a strong password must contain at least 8 characters, uppercase, at least a digit and a special character.

Step3: Once changed the password Scroll down to find course categories and choose your category

Home

Dashboard

Calendar

Private files

My courses

AFP306

AFP305

ETT102T

REN104

EN102

REN207

REN309

REN302

This Platform is meant for learning purposes and to make communication between Students and Teachers. Staff and Students can login using their emails and password to have access to all resources.

Course categories

▶ [RP-IPRCs \(1\)](#)

▶ [RP-TVET Schools](#)

▶ Expand all

Search courses

You are logged in as default student (Log out)

noodle

Step4: Scroll down again and choose a sub-category under parent category

Home

Dashboard

Calendar

Private files

My courses

AFP306

AFP305

ETT102T

REN104

EN102

REN207

Search courses

▶ [Agricultural Engineering](#)

▶ [Civil Engineering](#)

▶ [Electrical And Electronics Engineering](#)

▶ [Hospitality](#)

▶ [Information and communication Technology](#)

▶ [Irrigation And Water Engineering](#)

▶ [Mechanical Engineering](#)

▶ [Mining Engineering](#)

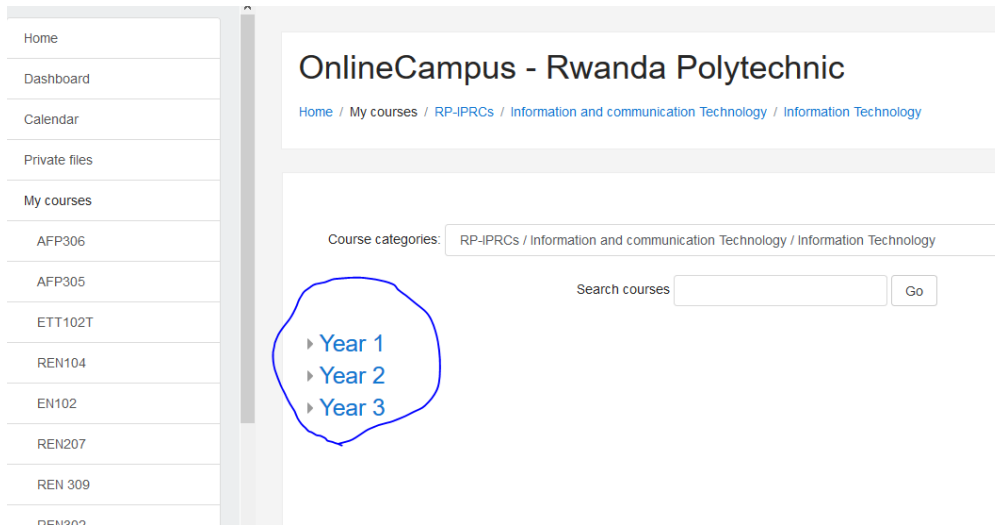
▶ [Veterinary Technology](#)

▶ [Wildlife Management](#)

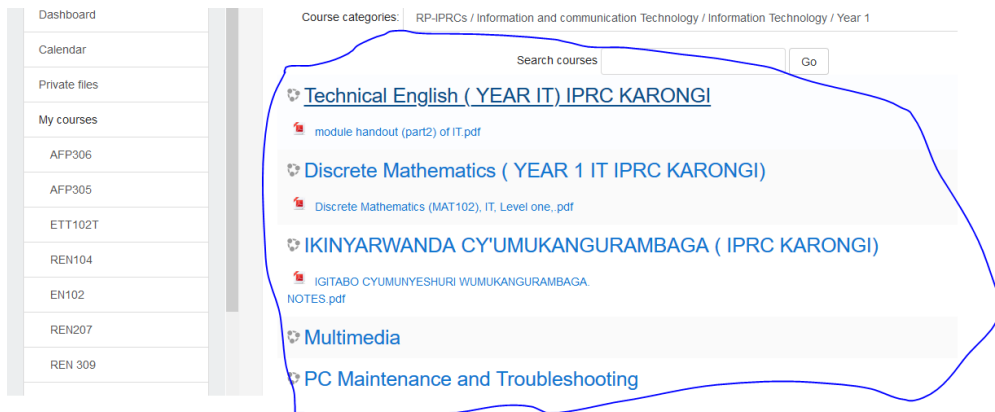
▶ [Wildlife Tourism](#)

▶ [Forestry](#)

- Do the same until you reach to Youngest category
- Choose a year of your study



Step5: Inside the year of your study, you will find a number of courses/modules, Choose a course, if asked to enroll, click **Enroll me**.



If you encounter any problem, kindly call **0783025301**